




ADA COMPLIANCE CHECKLIST

This infographic gives a visual explanation of the **DO's** and **DON'T's** of Files and Graphics in compliance with ADA.




ALTERNATIVE TEXT



Bar graph going upwards


Students who use screen readers are able to understand the image



IMG_572901.png

Screen readers are unable to let the student know what is in the image

HIGH RESOLUTION



Students with vision impairments are able to see images that are in high resolution and have little contrast issues



Lack of contrast and blurry images pose an obstacle for students with vision impairments

MOVING IMAGES



Avoiding moving images help with those who use screen readers



Animated and blinking images create challenges for students who use screen readers

Ready?

Use this infographic as a guide to implement new measures in compliance with the ADA in the future.