



**ATTRACT BUSINESS. CREATE JOBS. EXPAND INDUSTRY.**



**TEXAS**

**#1**

**TEXAS RANKS AS THE #1 BEST STATE FOR DOING BUSINESS**

Texas ranks the #1 Best State for Doing Business for its business-friendly policies, growing cities, and a rising professional class.

CEO Magazine (2024)

**#1**

**TEXAS RANKS AS THE #1 STATE FOR CORPORATE EXPANSIONS & LOCATIONS**

Texas ranks the #1 Best State for attracting the most new and expanding business facilities in 2023 for the 12<sup>th</sup> consecutive year and 20<sup>th</sup> win overall.

Site Selection (2023)

**#1**

**TEXAS RANKS THE #1 BEST WORKFORCE IN AMERICA**

Texas ranks as the #1 state for workforce for its highly educated population, high concentration of STEM workers, and robust career education pipeline.

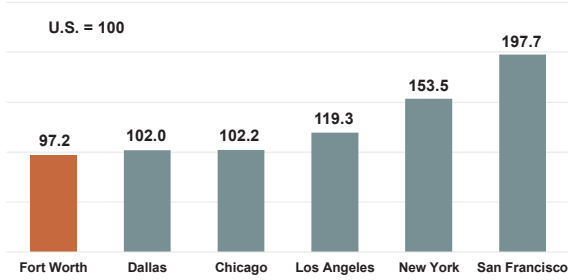
Best States For Business, CNBC (2024)

# DOING BUSINESS IN FORT WORTH

A vibrant and dynamic culture, Texas and Fort Worth provide the opportunity, business climate, and momentum to grow your business



## LOWER COST OF DOING BUSINESS



Source: Moody's Analytics, 2022

# #1

**FORT WORTH NAMED TOP PRO-GROWTH CITY IN THE U.S.**

*Pacific Research Institute (2023)*

# #7

**BEST LARGE CITY IN THE U.S. & TOP IN TEXAS TO START A BUSINESS**

*Wallet Hub (2024)*

### STATE & LOCAL INCOME TAX

**0%** YOU & YOUR EMPLOYEES KEEP MORE MONEY IN THEIR POCKETS

### CITY OF FORT WORTH COST OF LIVING

**5%** LESS THAN NATIONAL AVERAGE

**978,468**  
FORT WORTH POPULATION

**32%↑**

INCREASE SINCE 2010

**1.2M↑**

PROJECTED BY 2045


**568,894**  
FORT WORTH EMPLOYMENT

**13%↑**

INCREASE IN LAST 5-YEARS

**41K↑**

PROJECTED IN NEXT 5-YEARS



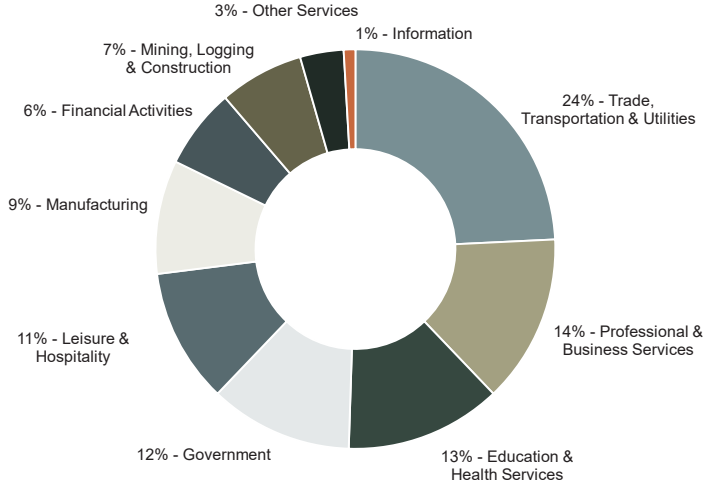
**FORT WORTH: FACTS & STATS**

Source: U.S. Census Bureau, Population Estimates (July 1, 2023), Texas Demographic Center, Lightcast Labor Analytics

# FORT WORTH REGION | BUSINESS & INDUSTRY



The Fort Worth region boasts a diverse economy with several major industries and clusters of strength, providing stability for both businesses and residents.



Source: U.S. Bureau of Labor Statistics

# CITY OF FORT WORTH TARGET INDUSTRIES



| AEROSPACE & DEFENSE   | ANCHORS & INNOVATORS  | ENERGY   | MOBILITY   | CULTURE  |
|---|---|--|--|--|
| <ul style="list-style-type: none"> <li>Aerospace Manufacturing &amp; Design</li> <li>Federal Government (Military)</li> <li>Information Technology (IT) &amp; Analytical Instruments</li> </ul> | <p><u>Anchors</u></p> <ul style="list-style-type: none"> <li>Corporate Headquarters</li> <li>Engineering Services</li> <li>Financial Services</li> <li>Professional Services</li> </ul> <p><u>Innovators</u></p> <ul style="list-style-type: none"> <li>Colleges &amp; Universities</li> <li>Research Organizations</li> <li>Biopharmaceutical Products &amp; Medical Technologies</li> <li>Hospitals</li> <li>Computer &amp; Information Services</li> </ul> | <ul style="list-style-type: none"> <li>Alternative Energy Generation</li> <li>Alternative Energy Equipment</li> <li>Energy Storage &amp; Distribution</li> <li>Oil &amp; Gas Management</li> <li>Oil &amp; Gas Technology</li> <li>Smart Building Systems</li> </ul> | <ul style="list-style-type: none"> <li>Automotive &amp; Transportation Manufacturing</li> <li>Vehicle Technologies</li> <li>Micromobility</li> <li>VTOL &amp; Electric Flight</li> <li>Transportation Services</li> <li>Logistics Technologies &amp; Management</li> </ul> | <ul style="list-style-type: none"> <li>Hospitality &amp; Tourism</li> <li>Performing Arts</li> <li>Film</li> <li>Local Hospitality &amp; Independent Venues</li> </ul> |

# AEROSPACE & DEFENSE.

## STATE OF THE ART.

**Aerospace and defense are two interconnected industries in Fort Worth.** Aerospace focuses on manufacturing aircraft and related products and is closely related to the aviation industry. Defense refers to manufacturing for the military, including aircrafts, weapons, equipment, and aerospace elements such as missiles, drones, unmanned aircraft, and space vehicles.

- **Texas ranks 2<sup>nd</sup> in U.S. states for the number of aerospace establishments** and 6<sup>th</sup> among in aerospace industry revenue (2023).
- **The Fort Worth region is one of the leading aerospace & defense hubs in North America** with more than 23,000 workers and 600+ aerospace and defense-related companies, including Bell and Lockheed Martin.



## AEROSPACE & DEFENSE | EMPLOYMENT & WAGES



### 23,503 EMPLOYMENT

**Fort Worth 6 County Region Employment**  
(17,995 in City of Fort Worth | 669,674 in U.S.)

### \$135,804 WAGES

**Fort Worth 6 County Region Average Wage**  
(\$136,815 in City of Fort Worth | \$119,631 in U.S.)

| Industries in Cluster<br>(6-digit NAICS)  | Regional Employment | Average Annual Wage | Location Quotient | Forecast Annual Growth |
|---|---------------------|---------------------|-------------------|------------------------|
| Aircraft Manufacturing ★  | 21,842              | \$140,691           | 9.17              | 1.3%                   |
| Other Aircraft Parts and Auxiliary Equipment Manufacturing  | 831                 | \$69,154            | 0.84              | 1.8%                   |
| Aircraft Engine and Engine Parts Manufacturing  | 624                 | \$73,914            | 0.74              | 1.3%                   |
| Search, Detection, Navigation, Guidance, Aeronautical, and Nautical System and Instrument Manufacturing | 206                 | \$73,914            | 0.16              | 1.2%                   |
| <b>Aerospace Vehicles and Defense</b><br>(US Cluster Mapping)   | <b>23,503</b>       | <b>\$135,804</b>    | <b>3.59</b>       | <b>1.3%</b>            |

★ Largest employment base in industry cluster

### INDUSTRY OUTLOOK

0.1% ↑

Fort Worth regional employment % change in aerospace & defense cluster in the last 5 years / +2.4% in the United States.

1.0% ↑

Fort Worth % change in employment in the next 4 years (2024-2028) in the aerospace & defense cluster

Source: JobsEQ (Q12024), Lightcast (2024)  
\* 6 County Fort Worth Region includes Denton, Hood, Johnson, Parker, Tarrant & Wise Counties

## AEROSPACE &amp; DEFENSE | MAJOR EMPLOYERS



**LOCKHEED MARTIN** 



**RECARO**

**Gulfstream**



**TEXTRON**



**DRAKEN**  
International



## CONFERENCES TO ATTEND &amp; BRING TO FORT WORTH



- **Aircraft Electronics Association (AEA) Central Connect Conference** [www.aea.net/connect/Central](http://www.aea.net/connect/Central)
  - October 10-11, 2024, Oklahoma City, OK
- **Helicopter Association International (HAI) HELI-Expo** with 15,000 industry professionals and more than 600 exhibitors. <https://verticon.org> | <https://rotor.org/events>
  - March 10-13, 2025, Kay Bailey Hutchison Convention Center, Dallas, TX
- **National Business Aviation Association (NBAA) Business Aviation Convention & Exhibition (NBAA-BACE)**. <https://nbaa.org/events>
  - October 22-24, 2024, Las Vegas, NV
- **Aviation Technician Education Council (ATEC) Annual Conference**. [www.atec-amt.org](http://www.atec-amt.org)
  - March 16-19, 2025. Tucson, AZ
- **ADMA International Conference** [www.adma.org](http://www.adma.org)
  - October 27-31, 2024, Tucson, AZ
- **Aviation Week - MRO Americas** <https://mroamericas.aviationweek.com>
  - April 8-10, Atlanta, GA

*In addition to participation in the industry events above, sponsoring site consultant and real estate conferences are another opportunity, such as Site Selectors Guild, SIOR, NAIOP, CoreNet, Area Development, Consultant Connect and Select USA.*



# MOBILITY

LET'S MOVE.

The **mobility cluster in Fort Worth** represents a wide range of activities related to the movement of people, goods, and data and is actively driving innovation in ground and air transportation.

- **The Fort Worth region is one of the leading mobility & transportation hubs in North America** with more than 55,000 workers and 500+ mobility businesses, including home to American Airlines (Fortune #86) and BNSF.
- **DFW International Airport** ranks 3<sup>rd</sup> worldwide for operations and passengers with 7 runways, 22 cargo airlines, and 27 passenger airlines offering direct service to 257 destinations, including 65 international.
- **Fort Worth Alliance Airport / Perot Field** is home to the Mobility Innovation Zone (MIZ), serving both aviation and mobility through industrial and aviation development.



## MOBILITY | EMPLOYMENT & WAGES



### 56,088 EMPLOYMENT

**Fort Worth 6 County Region\* Employment**  
(45,526 in City of Fort Worth | 2,083,061 in U.S.)

| Industries in Cluster (6-digit NAICS)                           | Regional Employment | Average Annual Wage | Location Quotient | Forecast Annual Growth |
|---|---------------------|---------------------|-------------------|------------------------|
| Scheduled Passenger Air Transportation ★                        | 30,923              | \$115,048           | 6.56              | 1.3%                   |
| General Freight Trucking, Long-Distance, Truckload              | 8,526               | \$74,879            | 1.44              | 1.7%                   |
| Freight Transportation Arrangement                              | 4,724               | \$70,156            | 1.75              | 2.1%                   |
| Other Airport Operations  | 2,630               | \$38,611            | 1.79              | 1.3%                   |
| Other Support Activities for Air Transportation                 | 2,263               | \$91,596            | 1.66              | 1.4%                   |
| Specialized Freight (except Used Goods) Trucking, Long-Distance | 2,106               | \$79,113            | 1.60              | 1.7%                   |
| Air Traffic Control   | 1,082               | \$152,295           | 5.57              | 1.2%                   |
| Support Activities for Rail Transportation                      | 844                 | \$91,085            | 2.25              | 1.2%                   |
| All Other Support Activities for Transportation                 | 821                 | \$69,478            | 4.39              | 1.5%                   |
| Other Support Activities for Road Transportation                | 774                 | \$52,029            | 1.37              | 2.0%                   |
| Scheduled Freight Air Transportation                            | 342                 | \$49,675            | 2.47              | 1.3%                   |
| Charter Bus Industry  | 153                 | \$47,309            | 0.68              | 1.6%                   |
| Interurban & Rural Bus Transportation                           | 50                  | \$53,357            | 0.24              | 1.9%                   |
| Other nonscheduled air, bus, or freight transportation          | 850                 | -                   | -                 | -                      |
| <b>Mobility &amp; Logistics Cluster</b>                         | <b>56,088</b>       | <b>\$97,424</b>     | <b>2.78</b>       | <b>1.5%</b>            |

★ Largest employment base in industry cluster

### \$97,424 WAGES

**Fort Worth 6 County Region Average Wage**  
(\$95,334 in City of Fort Worth | \$78,479 in U.S.)

### INDUSTRY OUTLOOK



Fort Worth average annual % change in employment in the mobility & logistics cluster in the last 5 years / +2.5% in the United States.



Fort Worth % change in employment in the next 4 years (2024-2028) in the mobility & logistics cluster.

Source: JobsEQ (Q12024), Lightcast (2024)  
\* 6 County Fort Worth Region includes Denton, Hood, Johnson, Parker, Tarrant & Wise Counties

## MOBILITY | MAJOR EMPLOYERS



American Airlines 

**BNSF**  
RAILWAY



**Ryder**  
Ever better.™

exel 

tu simple

**DB** SCHENKER

**CEVA**  
LOGISTICS

**XPO**Logistics

incora™



**NFI** 

**McLANE**®

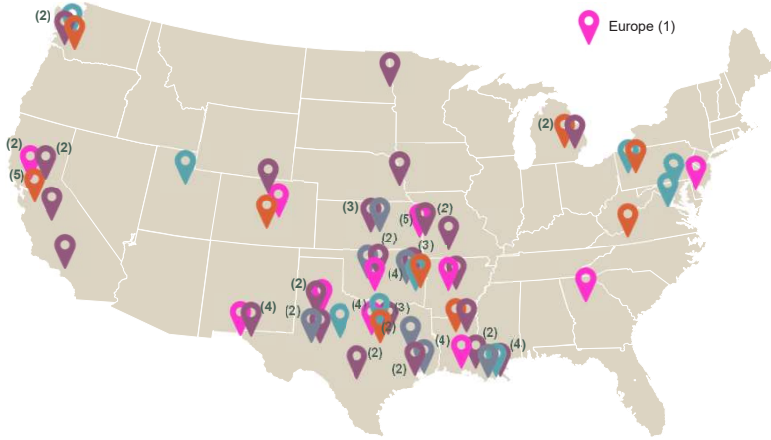
## CONFERENCES TO ATTEND &amp; BRING TO FORT WORTH



- **Auto.AI USA** | [www.auto-ai.com](http://www.auto-ai.com)
  - June 29-July 1, 2025, San Francisco, CA
- **AUVSI XPONENTIAL 2025** | [www.unmannedsystemstechnology.com](http://www.unmannedsystemstechnology.com)
  - May 19-22, 2025, Houston, TX
- **AV America** | [www.avamerica.org](http://www.avamerica.org)
  - January 28-29, 2025, San Francisco, CA
- **IEEE Transportation Conference & Expo + Electric Aircraft Technologies Symposium** | [www.itec-conf.com](http://www.itec-conf.com)
  - June 18-20, 2025, Anaheim, CA

*In addition to participation in the industry events above, sponsoring site consultant and real estate conferences are another opportunity, such as Site Selectors Guild, SIOR, NAIOP, CoreNet, Area Development, Consultant Connect and Select USA.*

## TARGET COMPANIES



### METHODOLOGY | PRIMARY FACTORS \*

- Growing company
- Outgrown their current market
- Dallas-Fort Worth or Texas market base
- Relatively poor air service to U.S. and international
- Office-based organizations
- Based in a less business friendly state (high cost or high tax)
- Companies that may be in a conservative industry
- Company may have a business or personal connection to Fort Worth or Texas
- Company should display a level of good corporate governance, involvement, & charitable giving

\* Prioritization of targets are indexed using multiplier weight measures for each primary factor



## SAMPLE COMPANY TARGETS



| CATEGORY                                   | COMPANY 1                                      | COMPANY 2                           | COMPANY 3                                  | COMPANY 4                  | COMPANY 5                              |
|--|--|-------------------------------------|--|----------------------------|--|
| <b>Target Industry</b><br>Niche Industry   | <b>Aerospace &amp; Defense</b><br>Aircraft MFG | <b>Anchor</b><br>Financial Services | <b>Innovator</b><br>Computer & Information | <b>Energy</b><br>Oil & Gas | <b>Mobility</b><br>Autonomous Vehicles |
| State                                      | Pennsylvania                                   | California                          | Louisiana                                  | Texas                      | California                             |
| Employment                                 | 5,865  | 260                                 | 39   | 899                        | 910                                    |
| Expansion or Relocation                    | Both   | Expansion                           | Relocation                                 | Both                       | Both                                   |
| Factors                                    | Factors  | Factors                             | Factors                                    | Factors                    | Factors                                |
| 1) Evidence of Growth                      | 1) Yes   | 1) Yes                              | 1) Yes                                     | 1) Yes                     | 1) Yes                                 |
| 2) Outgrown Current Market                 | 2) Yes   | 2) No                               | 2) No                                      | 2) Yes                     | 2) No                                  |
| 3) DFW or Texas market base                | 3) Yes   | 3) No                               | 3) N/A                                     | 3) Yes                     | 3) Yes                                 |
| 4) Poor air service connectivity           | 4) Moderate                                    | 4) No                               | 4) Yes                                     | 4) Yes                     | 4) No                                  |
| 5) Office Based                            | 5) Partially                                   | 5) Yes                              | 5) Yes                                     | 5) Partially               | 5) Yes                                 |
| 6) Located in less business-friendly state | 6) No  | 6) Yes                              | 6) No                                      | 6) No                      | 6) Yes                                 |
| 7) Conservative industry                   | 7) Yes   | 7) N/A                              | 7) N/A                                     | 7) Yes                     | 7) N/A                                 |
| 8) Business/personal connection to Texas   | 8) Yes   | 8) Yes                              | 8) No                                      | 8) Yes                     | 8) No                                  |
| 9) Display good corporate citizenship      | 9) Yes   | 9) Yes                              | 9) N/A                                     | 9) Yes                     | 9) Yes                                 |



FORT WORTH EDP



The Fort Worth Economic Development Partnership (Fort Worth EDP) is a 501(c)(6) nonprofit whose mission is to promote the Fort Worth region to fuel business attraction and development.

We work directly with companies, site selection consultants, and corporate real estate professionals to assist companies that are interested in moving or expanding to Fort Worth, Tarrant County, and the surrounding areas.

More than that, we aim to bring business and civic-minded leaders together with our local and state partners to be the most vibrant and sustainable city on the rise in the United States.

FORTWORTHEDP.COM



THANK YOU

ATTRACT BUSINESS. CREATE JOBS. EXPAND INDUSTRY.

