



WELCOME HOME MAVS

MOVE IN GUIDE 2023-2024

Welcome to UTA!

We are so excited to welcome you to the University of Texas at Arlington! As you get ready to make the move to campus, we want to encourage you to be mindful of the location-specific policies throughout campus. For that purpose, we have created this guide to ensure you have an amazing and successful move.

We hope that you see your time here as the first steps to making your dreams come true!

GO MAVS!

-University Housing



BE SURE TO GIVE US A
FOLLOW FOR THE LATEST
NEWS @UTAHOUSING!



BEFORE YOU ARRIVE

Building Assignment & Move In Information

Log in to the Housing Portal in order to confirm your designated hall. Afterwards, be sure to check your email for the date and time you are scheduled to arrive to campus.

Note: room numbers will be provided at check in

Check in with your roommates

Be sure to discuss with your roommate(s) what each of you are bringing. Contact information will be made available in the Housing Portal.

Be sure to purchase a parking permit

You must purchase a parking permit if you plan to bring a car onto campus. Parking permits can be purchased via the UTA Transportation website

www.uta.edu/pats

Map out directions

Plan out the best route to campus by checking for traffic times and ETA. Know which streets are one-way only and check for traffic times. Be sure to check out page 6 for arrival details!

Be sure you can receive packages

For residence halls, if you plan to receive packages you must first sign up for a mailbox at the UTA post office. Deliveries go directly to the post office NOT residence halls.

*Must be done AFTER moving in



MOVE IN DAY INSTRUCTIONS

1 Park in your assigned lot




2 Make sure to grab your Mav ID & drivers license



Go to your room, then fill out & return your inventory sheet

4



 Go to your hall's check-in location

3

Get your hall's t-shirt & other goods

5



Move into your new on-campus home

6



Meet your awesome RA

7



8



Attend your community's welcome event and first floor meeting

PARKING INSTRUCTIONS

Students arriving to the campus for the 2023 Move-In Event should be mindful of the directions to arrive to campus, as well as the parking to make your move-in process a breeze!

ARLINGTON HALL

Check In: located just a few steps away from the center of the Hall in Brazos Park.

Parking: Arlington Hall features two parking locations for arriving students to help make things convenient. Parking is available on both the north and south sides of Arlington Hall.



Arriving from the North (Interstate-30)

Take Cooper Street exit and travel south towards the campus. Take a left at UTA Blvd (At the clock tower) and then a right at S. Oak St. You will see the bookstore on your left after your turn, and will be able to turn into the parking lot on your left!

Arriving from the South (Interstate-20)

Take Cooper Street exit and travel north towards the campus. Take a right on Mitchell Street and then left on South Pecan Street. Parking will be on your left!

KC HALL

Check In: located just a few steps away on the west entrance of the hall.

Parking: KC Hall features two parking locations for arriving students to help make things convenient. Parking is available on both the west and east sides of KC Hall



Arriving from the North (Interstate-30)

Take Cooper Street exit and travel south towards the campus. Travel through the campus and take a left on W. Mitchell Street. Turn left into the parking lots either on S. West Street or across from KC Hall near S. Pecan St.

Arriving from the South (Interstate-20)

Take Cooper Street exit and travel north towards the campus. Take a right on W. Mitchell Street. Turn left into the parking lots either on S. West Street or across from KC Hall near S. Pecan St.

PARKING INSTRUCTIONS

(CONTINUED)

VANDERGRIFF HALL

Check In: located on the lower floor of the College Park South Parking garage

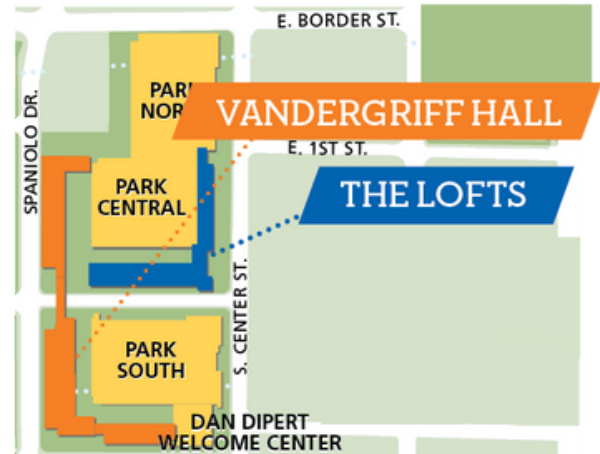
Parking: Parking for Vandergriff Hall is easy! Park inside the garage location and complete check in. Once you are provided your room number information, you can then go to the proper garage floor so that you can have easy access directly into the hall from the parking garage. Our staff can provide directions to this location upon arrival.

Arriving from the North (Interstate-30)

Take S. Center Street exit and travel south. As you arrive onto the campus, the road is a one way traveling south. The entrance to the parking garages will be on your right. College Park South is the third parking garage.

Arriving from the South (Interstate -20)

Take the Cooper St. exit and travel north. Drive through the campus and turn right on UTA blvd. You will pass the bookstore and turn right on South Center Street (it is a one way street). The entrance to the parking garages will be on your right. College Park South is the third parking garage.



WEST HALL

Check In: located directly out front of the hall

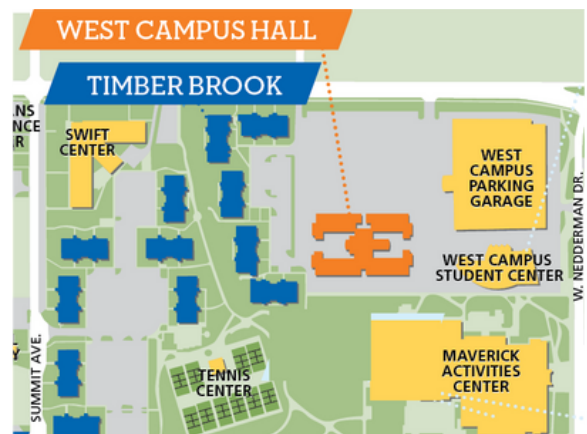
Parking: Parking for West Hall is available directly to the north of West Hall.

Arriving from the North (Interstate-30)

Take Cooper Street exit and travel south. As you arrive to campus, turn right on UTA Blvd (at the clock tower). You will pass a parking garage on your left, and then turn into the West Hall parking lot AFTER you pass the garage.

Arriving from the South (Interstate-20)

Take Cooper Street exit and travel north. As you arrive to campus, turn left on UTA Blvd (at the clock tower). You will pass a parking garage on your left, and then turn into the West Hall parking lot AFTER you pass the garage.



2023-2024 UNIVERSITY HOUSING MOVE-IN DAYS

MOVE-IN PARKING

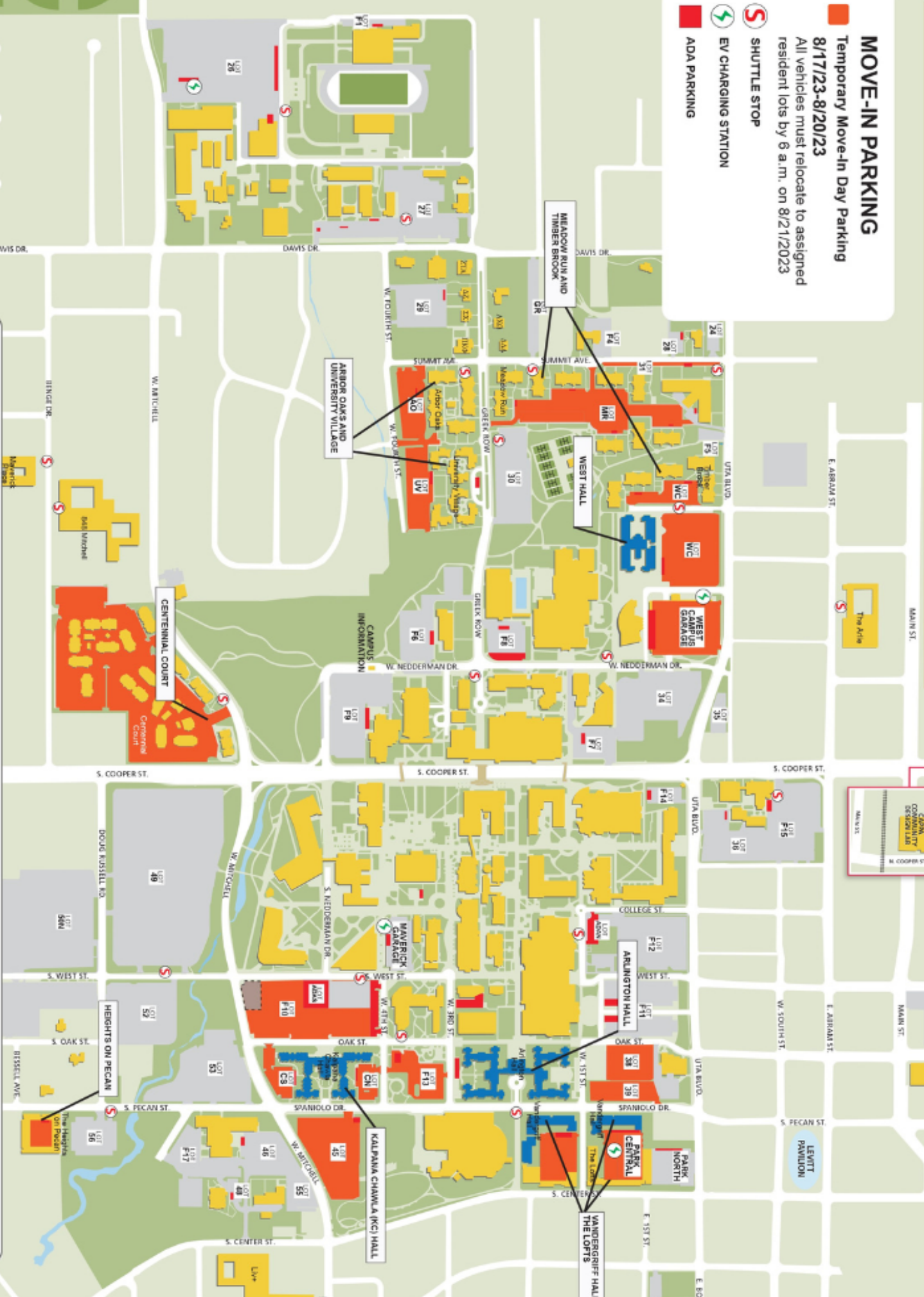
Temporary Move-In Day Parking
8/17/23-8/20/23

All vehicles must relocate to assigned resident lots by 6 a.m. on 8/21/2023

S SHUTTLE STOP

EV CHARGING STATION

ADA PARKING



LOG INTO [WWW.UTA.EDU/MAVPARK](http://www.uta.edu/mavpark) TO PURCHASE YOUR RESIDENT PARKING PERMIT. PERMITS REQUIRED STARTING 8/21/23.

AMMENITIES

Washers and Dryers

Washers and dryers are conveniently located within each hall and service is provided at no additional cost at time of use. Please use high-efficiency detergent and read all posted signs for operation.

Front Desk Staff

UTA provides daily service from the front desk where residents will have access to answers and select supplies during their time living in the hall.

Hi-Speed Internet

Each residence hall provides connection to UTA's computer network, which gives you access to the Internet, e-mail, and the library system. Students will also have the option to upgrade their internet service or setup VOIP. If you have questions, please reach out to 877-392-5615

ADDED FEATURES

FULLY FURNISHED

- Twin XL Bed
- Desk & desk chair
- Dresser
- Closet
- Private bathroom

UTILITIES INCLUDED

- Electricity & water
- Air-conditioning & heating
- Laundry
- Internet access



ACCESS



WIFI

1. Scan the QR code or visit <https://uta.apogee.us> to setup your account and register your devices.

2. From your available networks, select: "MyResNet-5G" for 5 GHz devices or "MyResNet-2G" for 2.4 GHz devices

Support is available 24/7! Call, chat, or email directly from your account.

Call support at 877-392-5615

Chat live at www.MyResNet.com

ROOM PIN

Scan the QR code or use the following link to log in to MavExpress (<https://get.cbord.com/uta/full/login.php>) then select "What is My Mav Card PIN?"



PACKING LIST

BEDROOM ITEMS

Clothing
Clothes Hangers
Bedding & Pillows
Room Décor
Decor tape
UL Power strip w/ surge protector
Phone Chargers
Power bar/ portable batteries
Mirror
Air freshener
Iron or steamer (auto shut off)
Dishes and utensils
White noise machine
Sleeping mask
Throw blanket
Laundry basket
School supplies
Curtains
Tension rod
LED string lights (non-adhesive)
Fish (up to 10-gallon tank)
Step ladder
Fan
Lint brush
Rug
Facial Tissue
Umbrella
Jewelry Stand
Earplugs
Entertainment equipment
Flashlight(s) and extra batteries
Gaming consoles
Emergency kit
First aid kit
Bottled water & snacks

BATHROOM ITEMS

Shower Caddy
Towels
Toilet paper
Loofah
Rags
Hand soap
Shampoo
Conditioner
Body wash / soap
Hand sanitizer
Razors
Toothpaste
Mouthwash
Toothbrush
Floss
Cotton balls
Ear swabs
Brush
Lotion
Shower shoes
Facial care products
Over-the-counter medicines
Hair styling products
Other personal care items

CLEANING ITEMS

All-purpose cleaner
Cleaning wipes
Dust pan
HE Laundry detergent
Fabric softener
Dryer sheets
Stain/spot remover
Trash bags
Paper towels
Dish soap
Sponge
Toilet cleaning brush

CHECKOUT ITEMS

Select cleaning supplies
Vacuum
Select cooking utensils

UNPACKING LIST

DO NOT BRING

- Incense/Candles
- Large furniture
- Extension cords
- Waterbed
- Flammable room decorations
- String Lights (unless battery operated); this also includes adhesive LED lights
- Explosives/Fireworks
- Weapons/Ammunition (unless allowable by campus carry)
- Illegal Drugs
- Pets (except fish in up to a 10 gallon tank)
- Items roommate is bringing to share
- Anything to be nailed to walls
- Alcohol (If you or roommate are under 21)
- TV Mounting
- Hot Plates
- Toaster
- Space Heater
- Kettles
- Ceiling Fan
- Crock Pot
- Rice Cooker
- Lava Lamps
- Lamps with power outlets
- Halogen Lamps
- Deep Fryer
- Open-surface heating appliances

*Note: This list is not all-inclusive.
Please refer to the Housing
Handbook for additional details.*

OTHER DETAILS

UNIVERSITY FURNITURE

All university-issued furniture must remain in the room. If any furniture is missing or damaged, the student will be held financially responsible.

LOFTS

Partitions, room dividers, other structures and lofts of any type are not permitted. All residence halls have loftable beds (up to 3ft. only). Beds must be lowered prior to check out.

BUNKING PEGS

Bunking pegs are available for checkout at the front desk. Beds will need to be unbunked at checkout.

WALLS & CEILINGS

Televisions may not be mounted to walls. Contact paper, corkboard, upholstery fabric, or wallpaper may not be used on walls, shelves, or furniture. No structural or electrical alterations (including the installation of ceiling fans) may be made.

MOVE IN DAY TIPS

**CHECK YOUR
UTA EMAIL
REGULARLY**

**BRING
TOOLS
AND
TRASHBAGS**

**BRING
LOTS
OF
WATER**

**CHARGE
YOUR
PHONE**

**LABEL ALL
YOUR
BELONGINGS
WITH YOUR
ROOM NUMBER**

**ARRIVE
ON TIME**

**SHOP AFTER
YOU ARRIVE**

**HAVE YOUR
PERSONAL
INFO EASILY
ACCESSIBLE**

**WEAR COMFY
CLOTHES AND
SHOES**

GET TO KNOW YOUR SPACE

FLOOR MEETINGS FRIDAY, AUGUST 18TH - SUNDAY, AUGUST 20TH

Each residence hall and apartment will hold a hall meeting to review important information pertaining to that specific space. Check for signs in your hall notifying you of the time and location of your meeting.

RESIDENCE DIRECTOR

RDs are full-time, Masters-level professionals that live and work within the residence halls. This position carries the responsibility of providing a comprehensive residence life program for their residents.

COMMUNITY DIRECTOR

CDs are full-time, professionals that live and work within the residence halls. This position carries the responsibility of providing a comprehensive residence life program for their residents. One of their primary responsibilities is to build relationships with their residents and RA staff to create an exceptional residential experience.

RESIDENT ASSISTANT

RAs are full-time students that live and work within the residence halls to promote community and build relationships between residents and staff members.

MEET YOUR RESIDENCE DIRECTOR

A
R
L
I
N
G
T
O
N




MEET KATIE... She attended undergrad at UC Santa Barbara where she received her B.A. in English with a minor in Educational Studies. After spending four amazing years at the beach, she moved back home to continue on to grad school at Cal State Fullerton where she received her M.S. in Higher Education. During her graduate school experience, she enjoyed working with incoming college students and supporting them in their college journey. Soon after graduating, Katie moved to Arlington, TX to begin her role as Residence Director at Arlington Hall. When Katie isn't on campus, she is most likely out exploring the DFW area. Katie's favorite way to destress is working out and going for a run. Afterwards, she almost always refuels with a yummy meal - Mexican food is her favorite. She also enjoys reading, listening to music, and spending time with friends. Katie has loved her first year in Texas so far and she is so excited to welcome more students to the UT Arlington campus this fall!

V
A
N
D
E
R
G
R
I
F
F



MEET ERIC... He hails for the great state of Wisconsin, Milwaukee to be exact. He studied Exercise Sports Science with a concentration in coaching competitive athletics from the University of the Wisconsin - La Crosse. He then went on to study for his Master's in Administrative Leadership with an emphasis in Higher Education from the University of Wisconsin - Milwaukee. Currently, he is pursuing a PhD in Administrative Leadership and Policy at Morgan State University. Some of his hobbies consist of traveling, learning financial literacy, and supporting historically Black Colleges and Universities (HBCUs) in any capacity. He is also a huge football and track fan or anything sports related. What Eric is most excited for this academic year is meeting new residents, seeing returners and building community. Also, sport related events!

K
C



MEET BRIANNE... She attended undergrad at Bennett College where she received her B.A. in Political Science. She is currently pursuing her Master's in Public Administration here at UTA. When Brianne isn't on campus, she is most likely hanging out with family, friends or engaging with her sorority. Brianne's favorite way to destress is playing sims and enjoying local movies. She loves a good seafood boil. She also enjoys reading, listening to music, and exploring DFW. Brianne has loved her first year in Texas so far and she is so excited to welcome more students to the UT Arlington campus this fall!

W
E
S
T



MEET GRACIE... She graduated from California State University East Bay, where she worked as a Resident Assistant and Front Desk Assistant. She majored in Criminal Justice with a focus on community-based corrections, with plans to work in the juvenile justice system. During her time spent working as an RA, she found a passion for connecting students to resources and supporting young adults navigating the college experience, which led her to pursue a career in Residential Life. Over the past 2 years, she has refined her leadership skills while supervising a team of RAs at UT Dallas and she is excited to continue to expand her skillset here at UT Arlington. In her free time, Gracie enjoys exploring DFW, trying new restaurants, walking in nature, and traveling. She is looking forward to meeting all of her Resident Assistants and West Hall residents!

WELCOME WEEK EVENTS

Move In Event

All Residence Halls 8/17 9 AM

Rooftop Rave

West Campus Parking Garage 8/19 8 AM

MavsMeet Convocation

College Park Center 8/21 5:30 PM

MavsMeet Afterparty

Brazos Park 8/21 6:30 PM

RecFest

Maverick Activities Center 8/22 6-9 PM

Waffleopolis

Brazos Park/UC Mall 8/23 8-10 PM

Welcome Back: Foam Mania

Brazos Park 8/25 8-11 PM

MavSwap

UC Mall 8/28 11 AM- 2 PM

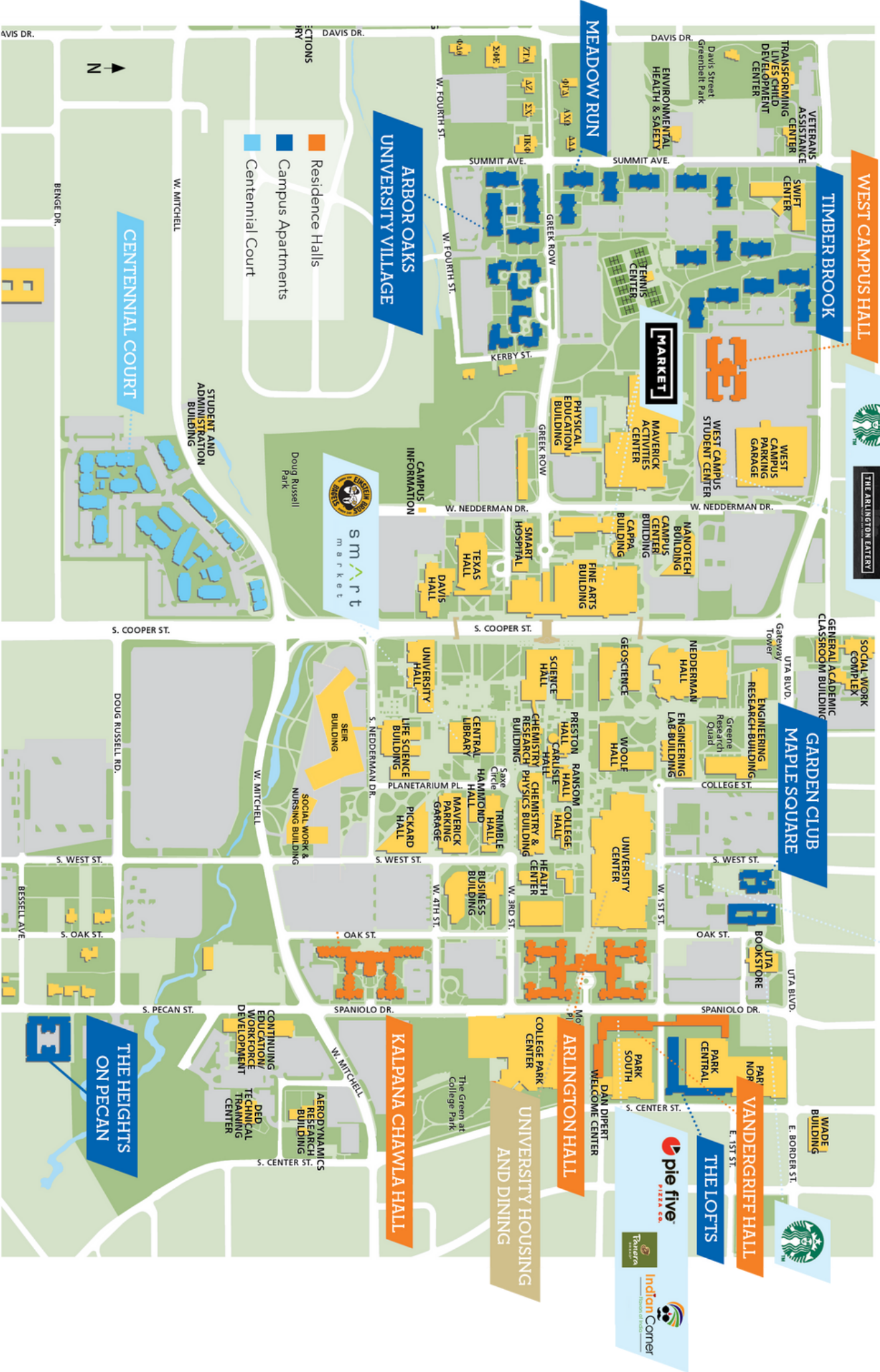
Maverick Cookout and Activity Fair

UC Mall/Brazos Park 8/30 10 AM- 1:30 PM



Use the QR code or visit
<https://www.uta.edu/student-affairs/maverickstampede>
for more details.

CAMPUS MAP



WEST CAMPUS HALL

TIMBER BROOK

ARBOR OAKS UNIVERSITY VILLAGE

CENTENNIAL COURT

- Residence Halls
- Campus Apartments
- Centennial Court

Starbucks
 Maverick Café
 THE ARLINGTON ENTRY
 TEAC9

smar t market
 Doug Russell Park

GARDEN CLUB MAPLE SQUARE

KALPANA CHAWLA HALL

THE HEIGHTS ON PECAN

UNIVERSITY HOUSING AND DINING

ARLINGTON HALL

VANDERGRIFF HALL

THE LOFTS

pie five PIZZA CO.
 Indian Corner

Starbucks
 Chick-fil-A
 SUBWAY
 MARKET
 CONNECTION CAFE
 Rusty Taco
 SushiCo