

YOUR JOURNEY BEGINS HERE

— MOVE-IN GUIDE —

2024 - 2025





WELCOME 3

FOREWORD
SOCIAL MEDIA

BEFORE YOU ARRIVE 4

MOVE-IN DAY INSTRUCTIONS 5

PARKING MAPS 6

ARLINGTON & KC HALL
VANDERGRIFF & WEST HALL

AMENITIES & FEATURES 8

ACCESS 9

WIFI SETUP
DOOR PIN SETUP

PACKING & (UN) PACKING LISTS 10

WHAT TO BRING
WHAT NOT TO BRING

MOVE-IN DAY TIPS 12

GET TO KNOW YOUR SPACE 13

FLOOR MEETINGS
STAFF MEMBERS

MEET YOUR RESIDENCE DIRECTORS 14

WELCOME WEEK EVENTS 15

MAVERICK STAMPEDE

CAMPUS MAP 16

WELCOME TO UTA!

We are so excited to welcome you to the University of Texas at Arlington!

As you get ready to make the move to campus, we want to encourage you to be mindful of the location-specific policies throughout campus. For that purpose, we have created this guide to ensure you have an amazing and successful move.

We hope that you see your time here as the first steps towards making your dreams come true!



BE SURE TO GIVE US A FOLLOW FOR THE LATEST NEWS @UTAHOUSING !



BEFORE YOU ARRIVE



Building Assignment & Move In Information

Log in to the Housing Portal in order to confirm your designated hall. Afterwards, be sure to check your email for the date and time you are scheduled to arrive to campus.

Note: room numbers will be provided at check in



Check in with your roommates

Be sure to discuss with your roommate(s) what each of you are bringing. Contact information will be made available in the Housing Portal.



Map out directions

Plan out the best route to campus by checking for traffic times and ETA. Know which streets are one-way only and check for traffic times. Be sure to check out page 6 for arrival details!



Be sure to purchase a parking permit

You must purchase a parking permit if you plan to bring a car onto campus. Parking permits can be purchased via the UTA Transportation website www.uta.edu/pats



Be sure you can receive packages

For residence halls, if you plan to receive packages you must first sign up for a mailbox at the UTA post office. Deliveries go directly to the post office NOT residence halls.

*Must be done AFTER moving in




MOVE - IN INSTRUCTIONS



1. PARK IN YOUR
ASSIGNED LOT



2. MAKE SURE TO
GRAB YOUR MAV ID
& DRIVERS LICENSE



3. GO TO YOUR
HALL'S
CHECK-IN
LOCATION



4. GO TO YOUR ROOM, THEN FILL OUT
YOUR ONLINE INVENTORY SHEET



5. MOVE INTO
YOUR NEW
ON-CAMPUS
HOME



6. GET YOUR
HALL'S
T-SHIRT & OTHER
GOODS



7. ATTEND YOUR
COMMUNITY'S
WELCOME EVENT AND
FLOOR MEETING



PARKING INSTRUCTIONS

Students arriving to the campus for the 2024 Move-In Event should be mindful of the directions to arrive to campus, as well as the parking to make your move-in process a breeze!

ARLINGTON HALL

LOOK FOR THE BLUE PARKING FLAGS!

Check In: located just a few steps away from the center of the Hall in Brazos Park.

Parking: Arlington Hall features two parking locations for arriving students to help make things convenient. Parking is available on both the north and south sides of Arlington Hall.



Arriving from the North (Interstate-30)

Take Cooper Street exit and travel south towards the campus. Take a left at UTA Blvd (At the clock tower) and then a right at S. Oak St. You will see the bookstore on your left after your turn, and will be able to turn into the parking lot on your left!

Arriving from the South (Interstate-20)

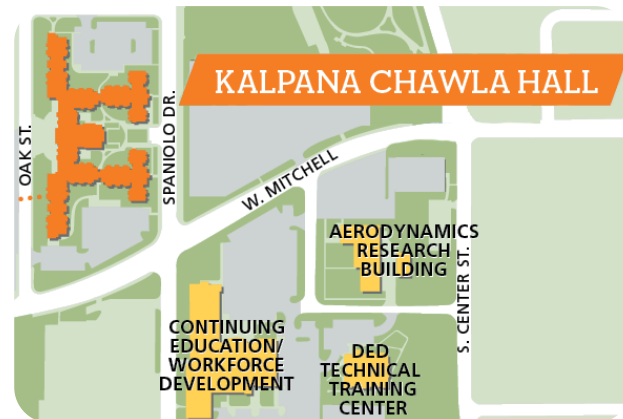
Take Cooper Street exit and travel north towards the campus. Take a right on Mitchell Street and then left on South Pecan Street. Parking will be on your left!

KC HALL

LOOK FOR THE PURPLE PARKING FLAGS!

Check In: located just a few steps away on the west entrance of the hall.

Parking: KC Hall features two parking locations for arriving students to help make things convenient. Parking is available on both the west and east sides of KC Hall



Arriving from the North (Interstate-30)

Take Cooper Street exit and travel south towards the campus. Travel through the campus and take a left on W. Mitchell Street. Turn left into the parking lots either on S. West Street or across from KC Hall near S. Pecan St.

Arriving from the South (Interstate-20)

Take Cooper Street exit and travel north towards the campus. Take a right on W. Mitchell Street. Turn left into the parking lots either on S. West Street or across from KC Hall near S. Pecan St.

PARKING INSTRUCTIONS

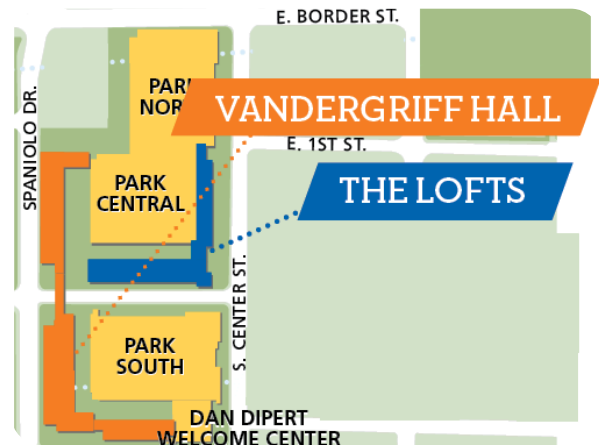
(CONTINUED)

VANDERGRIFF HALL

LOOK FOR THE GREEN PARKING FLAGS!

Check In: located on the lower floor of the College Park South Parking garage

Parking: Parking for Vandergriff Hall is easy! Park inside the garage location and complete check in. Once you are provided your room number information, you can then go to the proper garage floor so that you can have easy access directly into the hall from the parking garage. Our staff can provide directions to this location upon arrival.



Arriving from the North (Interstate-30)

Take S. Center Street exit and travel south. As you arrive onto the campus, the road is a one way traveling south. The entrance to the parking garages will be on your right. College Park South is the third parking garage.

Arriving from the South (Interstate -20)

Take the Cooper St. exit and travel north. Drive through the campus and turn right on UTA Blvd. You will pass the bookstore and turn right on South Center Street (it is a one way street). The entrance to the parking garages will be on your right. College Park South is the third parking garage.

WEST HALL

LOOK FOR THE RED PARKING FLAGS!

Check In: located inside The Commons

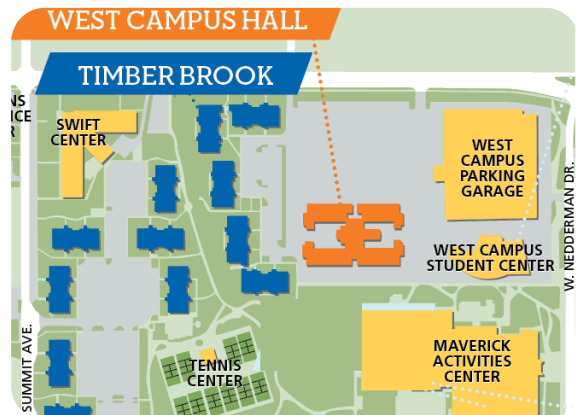
Parking: Parking for West Hall is available inside the “West Campus Parking Garage”. Please note that student parking after Move-In is available on the west side of West Hall.

Arriving from the North (Interstate-30)

Take Cooper Street exit and travel south. As you arrive to campus, turn right on UTA Blvd (at the clock tower) and then follow the signs into the West Campus Parking Garage.

Arriving from the South (Interstate-20)

Take Cooper Street exit and travel north. As you arrive to campus, turn left on UTA Blvd (at the clock tower). Follow the signs into the West Campus Parking Garage.





AMENITIES

Washers and Dryers

Washers and dryers are conveniently located within each hall and service is provided at no additional cost at time of use. Please use high-efficiency detergent and read all posted signs for operation.

Front Desk Staff

UTA provides daily service from the front desk where residents will have access to answers and select supplies during their time living in the hall.

Hi-Speed Internet

Each residence hall provides connection to UTA's computer network, which gives you access to the Internet, e-mail, and the library system. Students will also have the option to upgrade their internet service or setup VOIP.

*If you have questions, please reach out to
877-392-5615*

ADDED FEATURES

FULLY FURNISHED

- Twin XL Bed
- Desk & desk chair
- Dresser
- Closet
- Private bathroom

UTILITIES INCLUDED

- Electricity & water
- Air-conditioning & heating
- Laundry
- Internet access

ACCESS



WIFI

1. Scan the QR code or visit <https://uta.apogee.us> to setup your account and register your devices.
2. From your available networks, select: "MyResNet-5G" for 5 GHz devices or "MyResNet-2G" for 2.4 GHz devices

Support is available 24/7! Call, chat, or email directly from your account.

Call support at 877-392-5615

Chat live at www.UTA.Apogee.us

ROOM PIN

Scan the QR code or use the following link to log in to MavExpress

(<https://get.cbord.com/uta/full/login.php>)

then select "What is My Mav Card PIN?"



PACKING

LIST

BEDROOM ITEMS

Clothing
Clothes Hangers
Bedding & Pillows
Room Décor
Decor tape
UL Power strip w/ surge protector
Phone Chargers
Power bar/ portable batteries
Mirror
Air freshener
Iron or steamer (auto shut off)
Dishes and utensils
White noise machine
Sleeping mask
Throw blanket
Laundry basket
School supplies
Curtains
Tension rod
LED string lights (non-adhesive)
Fish (up to 10-gallon tank)
Step ladder
Fan
Lint brush
Rug
Facial Tissue
Umbrella
Jewelry Stand
Earplugs
Entertainment equipment
Flashlight(s) and extra batteries
Gaming consoles
Emergency kit
First aid kit
Bottled water & snacks

BATHROOM ITEMS

Shower Caddy
Towels
Toilet paper
Plunger
Loofah
Rags
Hand soap
Shampoo
Conditioner
Body wash / soap
Hand sanitizer
Razors
Toothpaste
Mouthwash
Toothbrush
Floss
Cotton balls
Ear swabs
Brush
Lotion
Shower shoes
Facial care products
Over-the-counter medicines
Hair styling products
Other personal care items

CLEANING ITEMS

All-purpose cleaner
Cleaning wipes
Dust pan
HE Laundry detergent
Fabric softener
Dryer sheets
Stain/spot remover
Trash bags
Paper towels
Dish soap
Sponge
Toilet cleaning brush

CHECKOUT ITEMS

Select cleaning supplies
Vacuum
Select cooking utensils



UNPACKING LIST

DO NOT BRING

- Incense/Candles
- Large furniture
- Extension cords
- Waterbed
- Flammable room decorations
- String Lights (unless battery operated); this also includes adhesive LED lights
- Explosives/Fireworks
- Weapons/Ammunition (unless allowable by campus carry)
- Illegal Drugs
- Pets (except fish in up to a 10 gallon tank)
- Items roommate is bringing to share
- Anything to be nailed to walls
- Alcohol (If you or roommate are under 21)
- TV Mounting
- Hot Plates
- Toaster
- Space Heater
- Kettles
- Ceiling Fan
- Crock Pot
- Rice Cooker
- Lava Lamps
- Lamps with power outlets
- Halogen Lamps
- Deep Fryer
- Open-surface heating appliances

Note: This list is not all-inclusive. Please refer to the Housing Handbook for additional details.

OTHER DETAILS

UNIVERSITY FURNITURE

All university-issued furniture must remain in the room. If any furniture is missing or damaged, the student will be held financially responsible.

LOFTS

Partitions, room dividers, other structures and lofts of any type are not permitted. All residence halls have loftable beds (up to 3ft. only). Beds must be lowered prior to check out.

BUNKING PEGS

Bunking pegs are available for checkout at the front desk. Beds will need to be unbunked at checkout.

WALLS & CEILINGS

Televisions may not be mounted to walls. Contact paper, corkboard, upholstery fabric, or wallpaper may not be used on walls, shelves, or furniture. No structural or electrical alterations (including the installation of ceiling fans) may be made.

MOVE IN DAY TIPS

**CHECK YOUR
UTA EMAIL
REGULARLY**

**BRING
TOOLS
AND
TRASHBAGS**

**BRING
LOTS
OF
WATER**

**CHARGE
YOUR
PHONE**

**LABEL ALL
YOUR
BELONGINGS
WITH YOUR
ROOM NUMBER**

**ARRIVE
ON TIME**

**SHOP AFTER YOU
ARRIVE**

**HAVE YOUR
PERSONAL
INFO EASILY
ACCESSIBLE**

**WEAR COMFY
CLOTHES AND
SHOES**

GET TO KNOW YOUR SPACE

RESIDENCE DIRECTOR

FLOOR MEETINGS

THURSDAY, AUGUST 15TH - SUNDAY, AUGUST 18TH

Each residence hall and apartment will hold a hall meeting to review important information pertaining to that specific space. Check for signs in your hall notifying you of the time and location of your meeting.

RDs are full-time, professional staff that live and work within the residence halls. This position carries the responsibility of providing a comprehensive residence life program for their residents.

COMMUNITY DIRECTOR

CDs are full-time, professionals that live and work within the residence halls. This position carries the responsibility of providing a comprehensive residence life program for their residents. One of their primary responsibilities is to build relationships with their residents and RA staff to create an exceptional residential experience.

RESIDENT ASSISTANT

RAs are full-time students that live and work within the residence halls to promote community and build relationships between residents and staff members.

MEET YOUR RESIDENCE DIRECTOR

AR
L
I
N
G
T
O
N



ULISSES GALLEGOS

V
A
N
D
E
R
G
R
I
F
F



ERIC WILLIAMS

K
C



BEN CROLEY

W
E
S
T



NORMA CRUZ

WELCOME WEEK EVENTS

Move In Event

All Residence Halls 8/15

Rooftop Rave

West Campus Parking Garage 8/16

MavsMeet Convocation

College Park Center 8/19

MavsMeet Afterparty

Brazos Park 8/19

RecFest

Maverick Activities Center 8/20

Waffleopolis

Brazos Park/UC Mall 8/21

MavSwap

UC Mall 8/26



Use the QR code or visit <https://www.uta.edu/maverickstampede> for more details.



- Residence Halls
- Campus Apartments
- Centennial Court

ARBOR OAKS UNIVERSITY VILLAGE

MEADOW RUN

TIMBER BROOK

WEST CAMPUS HALL

CENTENNIAL COURT



MAPLE SQUARE

GARDEN CLUB

ARLINGTON HALL

UNIVERSITY HOUSING AND DINING

KALPANA CHAWLA HALL

THE HEIGHTS ON PECAN

THE LOFTS

VANDERGRIF HALL

AVIS DR. BERGE DR. W. MITCHELL W. NEDDERMAN DR. S. COOPER ST. S. WEST ST. S. OAK ST. S. PECAN ST. S. CENTER ST. W. FOURTH ST. W. FIFTH ST. W. SIXTH ST. W. SEVENTH ST. W. EIGHTH ST. W. NINTH ST. W. TENTH ST. W. ELEVENTH ST. W. TWELFTH ST. W. THIRTEENTH ST. W. FOURTEENTH ST. W. FIFTEENTH ST. W. SIXTEENTH ST. W. SEVENTEENTH ST. W. EIGHTEENTH ST. W. NINETEENTH ST. W. TWENTIETH ST. W. TWENTYFIRST ST. W. TWENTYSECOND ST. W. TWENTYTHIRD ST. W. TWENTYFOURTH ST. W. TWENTYFIFTH ST. W. TWENTYSIXTH ST. W. TWENTYSEVENTH ST. W. TWENTYEIGHTH ST. W. TWENTYNINTH ST. W. THIRTIETH ST. W. THIRTYFIRST ST. W. THIRTYSECOND ST. W. THIRTYTHIRD ST. W. THIRTYFOURTH ST. W. THIRTYFIFTH ST. W. THIRTYSIXTH ST. W. THIRTYSEVENTH ST. W. THIRTYEIGHTH ST. W. THIRTYNINTH ST. W. FORTIETH ST. W. FORTYFIRST ST. W. FORTYSECOND ST. W. FORTYTHIRD ST. W. FORTYFOURTH ST. W. FORTYFIFTH ST. W. FORTYSIXTH ST. W. FORTYSEVENTH ST. W. FORTYEIGHTH ST. W. FORTYNINTH ST. W. FIFTIETH ST.