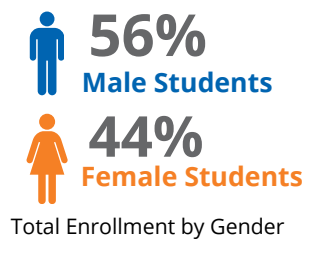
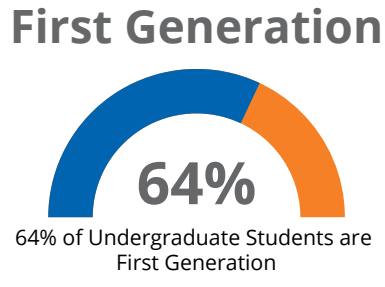
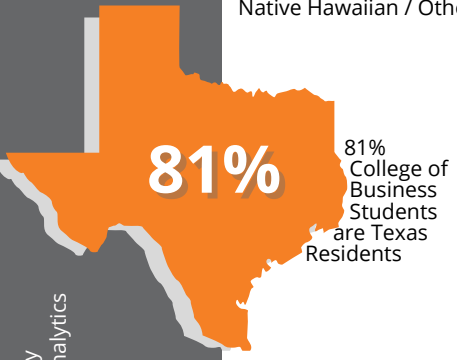
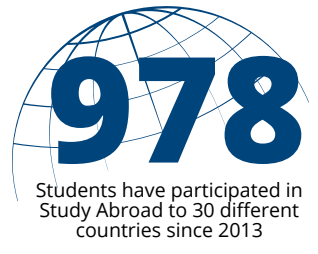
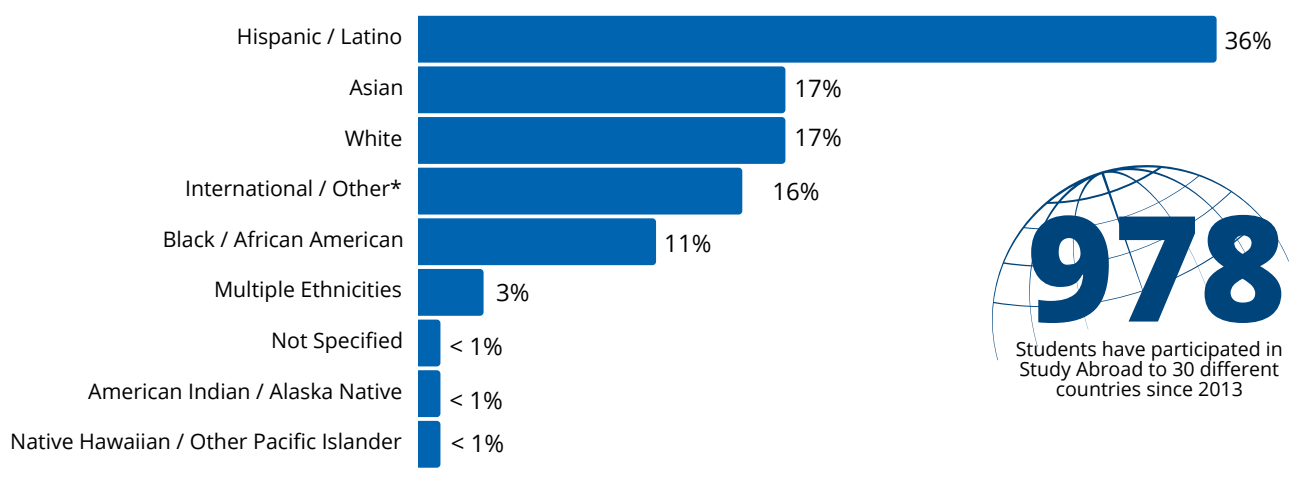




Enrollment		UG	G
Undergraduate	4,915		
Masters & Certificate	1,560		
Doctoral	63		
Total	6,538		



Student Ethnicity in College of Business



#3 Business School
With the highest percentage of minority students
(Poets & Quants 2024)

Top 50 Public
Best Undergraduate Public Schools in the United States
(Poets & Quants 2024)

#4 Part-Time MBA
Top rated MBA Program at a Public Institution
(Fortune, 2024)

Student Enrollment by Major

Degrees Awarded

Academic Year	Undergraduate	Masters	Doctoral
2023 - 2024	978	727	9
ALL TIME	50,356	18,081	490

Undergraduate	Declared Majors	Graduate
	Information Systems..... 850	EMBA Asia..... 624
	Management..... 709	MBA..... 263
	Accounting..... 642	MS Information Systems... 219
	Finance..... 501	MS Business Analytics..... 135
	Marketing..... 390	MS Accounting..... 82
	Business Analytics..... 163	MS HR Management..... 59
	Economics..... 150	MS Quantitative Finance.... 51
	International Business..... 119	MS Health Care Admin..... 38
	Real Estate..... 84	MS Economic Analytics..... 29
	Operations / Supply Chain... 57	MS Marketing Research..... 17
		Certificates..... 13
		MS Taxation..... 12
		MS Real Estate..... 9
		EMBA Domestic..... 9
	Other	
	General Business..... 1,250	
		PhD..... 63

35% of Undergraduate Business Students graduated with double majors in Spring 2024

Data used for this report are pulled from University Analytics utilizing SAS Stored Processes & Visual Analytics
*Does not include EMBA Asia enrollment