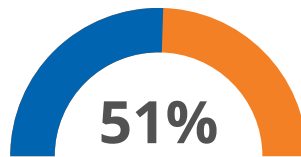




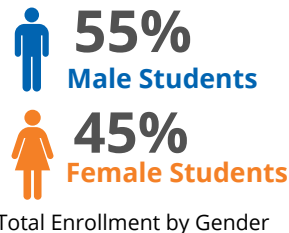
Enrollment UG G

Undergraduate	4,811
Masters & Certificate	1,628
Doctoral	57
Total	6,496

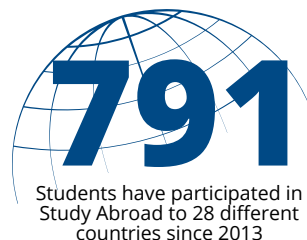
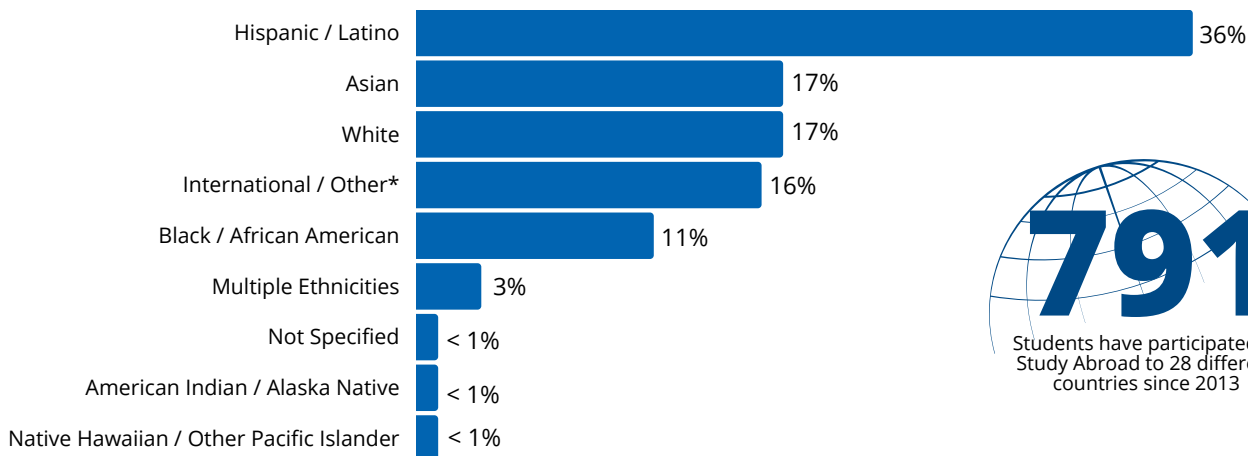
First Generation



51% of Undergraduate Students are First Generation



Student Ethnicity in College of Business



75%

75% College of Business Students are Texas Residents

#2 **Business School**
With the highest percentage of minority students
(Poets & Quants 2022)

Top 50 Public
Best Undergraduate Public Schools in the United States
(Poets & Quants 2023)

#37 **Part-Time MBA**
Top rated MBA Program at a Public Institution
(U.S. News & World 2023)

Student Enrollment by Major

Degrees Awarded

Academic Year 2022 - 2023	Undergraduate	1,007
	Masters	948
	Doctoral	16
ALL TIME	Undergraduate	49,349
	Masters	17,133
	Doctoral	474

Undergraduate

Declared Majors

Management.....	769
Information Systems.....	755
Accounting.....	611
Finance.....	459
Marketing.....	399
International Business.....	141
Economics.....	120
Business Analytics.....	107
Real Estate.....	91
Operations / Supply Chain...	37

Other

General Business.....	1,322
-----------------------	-------

Graduate

EMBA Asia.....	579
MS Information Systems....	301
MS Business Analytics.....	209
MBA.....	190
MS Accounting.....	88
MS HR Management.....	61
MS Quantitative Finance....	51
MS Health Care Admin.....	42
MS Real Estate.....	21
EMBA Domestic.....	20
MS Economic Analytics.....	19
MS Marketing Research.....	19
Certificates.....	16
MS Taxation.....	12

PhD..... 57

33% of Undergraduate Business Students graduated with double majors in Spring 2023

Data used for this report are pulled from University Analytics utilizing SAS Stored Processes & Visual Analytics
*Does not include EMBA Asia enrollment