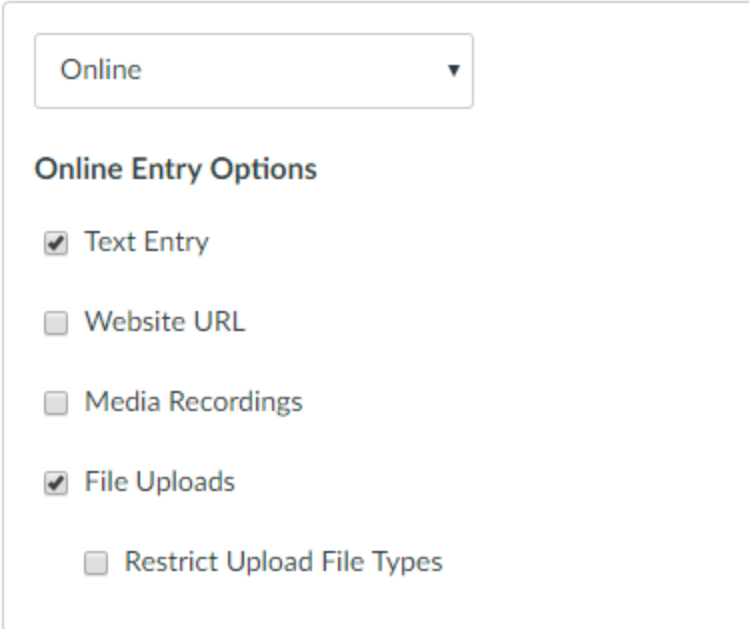


How to Enable Unicheck in the Canvas Assignment?

STEP 1: In assignment settings, select **Online** from Submission Type drop-down list, then tick **File Uploads** and/or **Text Entry**.

Submission Type



Online ▼

Online Entry Options



- ☒ Text Entry
- ☐ Website URL
- ☐ Media Recordings
- ☒ File Uploads
- ☐ Restrict Upload File Types


--


STEP 2: Select the Unicheck option from Plagiarism Review drop-down list.

If you do not see the Unicheck option in the drop-down list, please contact your LMS administrator. In this case, the administrator should verify whether the Unicheck app has been installed properly.

STEP 3: Modify Unicheck default settings if necessary.

 UNICHECK  Need help?

Add submissions to Institutional Library 
Disable this option if this is a draft assignment or when you do not want to store submissions in the Institutional Library.

Exclude quotes and references 
Unicheck will automatically recognize and highlight quotes and references, and adjust the similarity score.

Exclude sources
Adjust the values below to automatically exclude sources from report that are less than:

Words

%

Show originality report to students

▼

--

- **Add submissions to Institutional Library.** A copy of each submission within this assignment will be automatically saved to Unicheck Institutional Library. Only the final version of this assignment will be used by the system while checking future assignments.
- **Exclude quotes & references.** Unicheck will search and highlight in-text citations and references (APA, MLA, Chicago, Harvard). Citations are marked in blue, while references are marked in purple. If this option is active, all highlighted citations and references will be considered original text, which might increase the originality level.
- **Exclude sources.** This option allows to automatically exclude matched sources based on the set parameters. For large texts like theses or dissertations, it is recommended to set the “%” value to “0” in order not to omit relevant matches. The minimum value for “Words” is “8” (set a higher value to omit sources with longer matches).
- **Show originality report to students.** Choose when you want your students to see their originality reports. The available options are *Immediately*, *After the assignment is graded*, *After the due date*, and *Never*.

STEP 4: Click **Save** at the bottom of the page to save assignment settings.