



Ally Basics








Alternative Formats

Today’s classroom is full of diverse students with unique learning abilities. Providing your students with more accessible original content means they can choose formats that work best for them:

- HTML for improved reading on mobile phones
- Electronic Braille for the visually impaired
- and Audio for learning on the go.

Ally automatically generates these “Alternative Formats” for all your course files and makes them available for download to you and your students. Ally automatically scans your original content and performs a series of steps to make them more accessible. Your original file will not be affected by the alternative formats.

Alternative formats include:

	Format	Format Advantages
	OCRed PDF Automatically extracted text	Improved scanned documents Better reading and text search
	Tagged PDF Structured PDF for assistive technology	Improved structure for navigation Essential for screen readers
	HTML For browser and mobile	Customize your text Adapts text to mobile screen sizes
	ePub Reading on tablets and e-book readers	eBooks on tablets Annotating and highlighting
	Electronic braille BRF version for electronic braille displays	Read more quickly Essential for visual impairments
	Audio MP3 recording of text	Listen and learn on the go Engage different modalities
	Translated version A machine translated version of the doc	Experience a different language Access 50 different translations

Ally Indicators

Ally integrates with UTA’s Canvas and provides feedback within your course workflow. When you log into your courses, you will find the Ally indicators next to files or content. If you have no course files yet, upload one, and an indicator will appear next to the file name.



Needs help!



A little better



Almost there



Perfect!