





New Maverick Orientation Checklist

Utilize this checklist with your student to prepare for New Maverick Orientation and a successful transition to UTA.



Before Orientation

- 
- 
- ☐ Locate UTA Student ID number (this number will be important to know)
 - ☐ Complete TSI clearance requirements (if applicable)
 - ☐ Review orientation task list on the Orientation website
 - ☐ Complete pre-orientation modules
 - ☐ Schedule an appointment with advisor
 - ☐ Review "to-do" list on Student MyMav Account
 - ☐ Submit proof of Bacterial meningitis vaccine
 - ☐ Register car with UTA's Parking and Transportation Services
 - ☐ Submit photo online for a UTA Student ID Card
 - ☐ Download the UTA mobile app to have quick access to your New Maverick Orientation schedule
 - ☐ Become familiar with Maverick Country!
 - ☐ Bring a jacket to orientation for chilly rooms



Before Overnight* Orientation

Your student should plan to bring these items if attending New Maverick Orientation Overnight Experience.

- 
- 
- ☐ Sleeping bag or Twin XL sheets and a blanket
 - ☐ Personal toiletries
 - ☐ Towels
 - ☐ Change of clothes
 - ☐ Shower shoes (if desired)